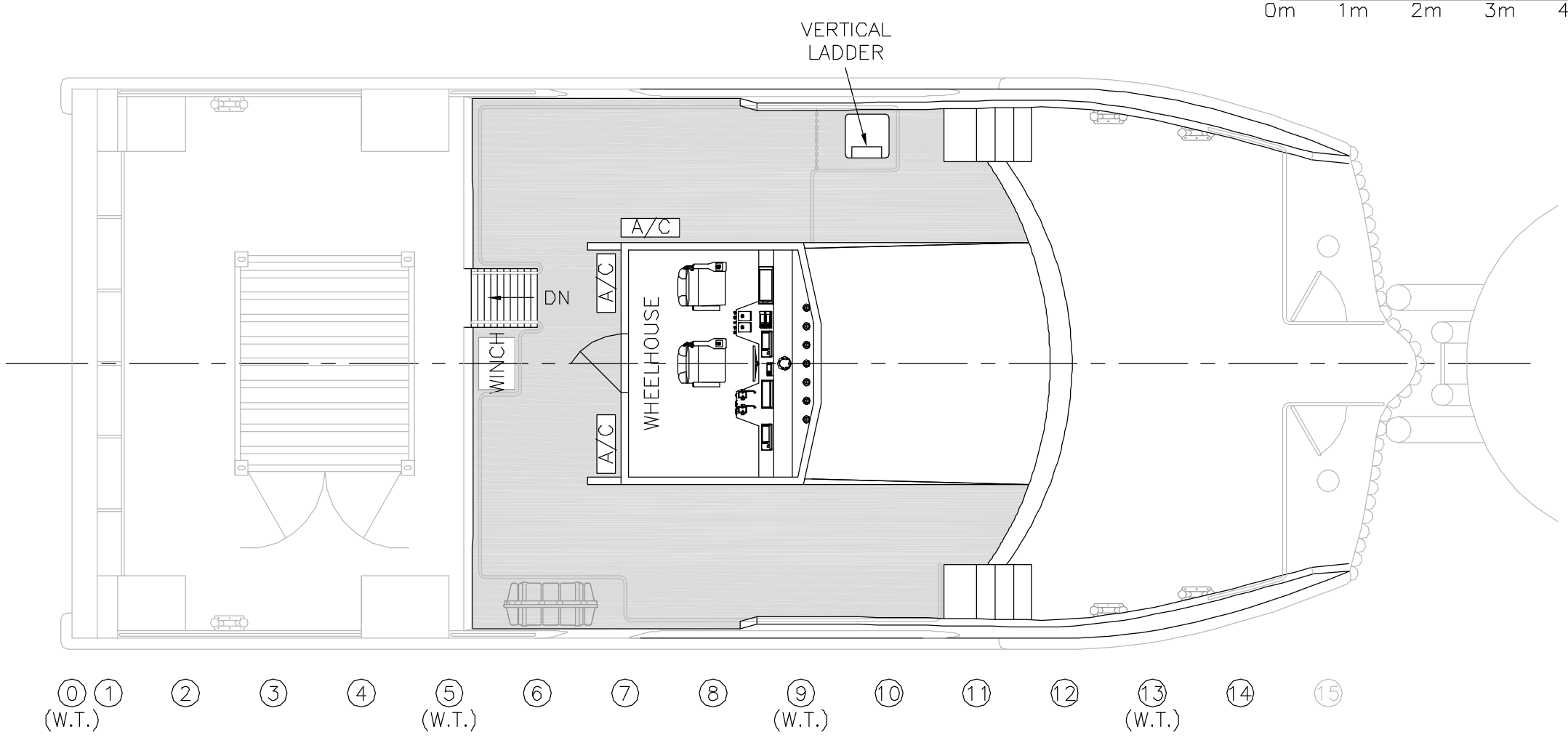
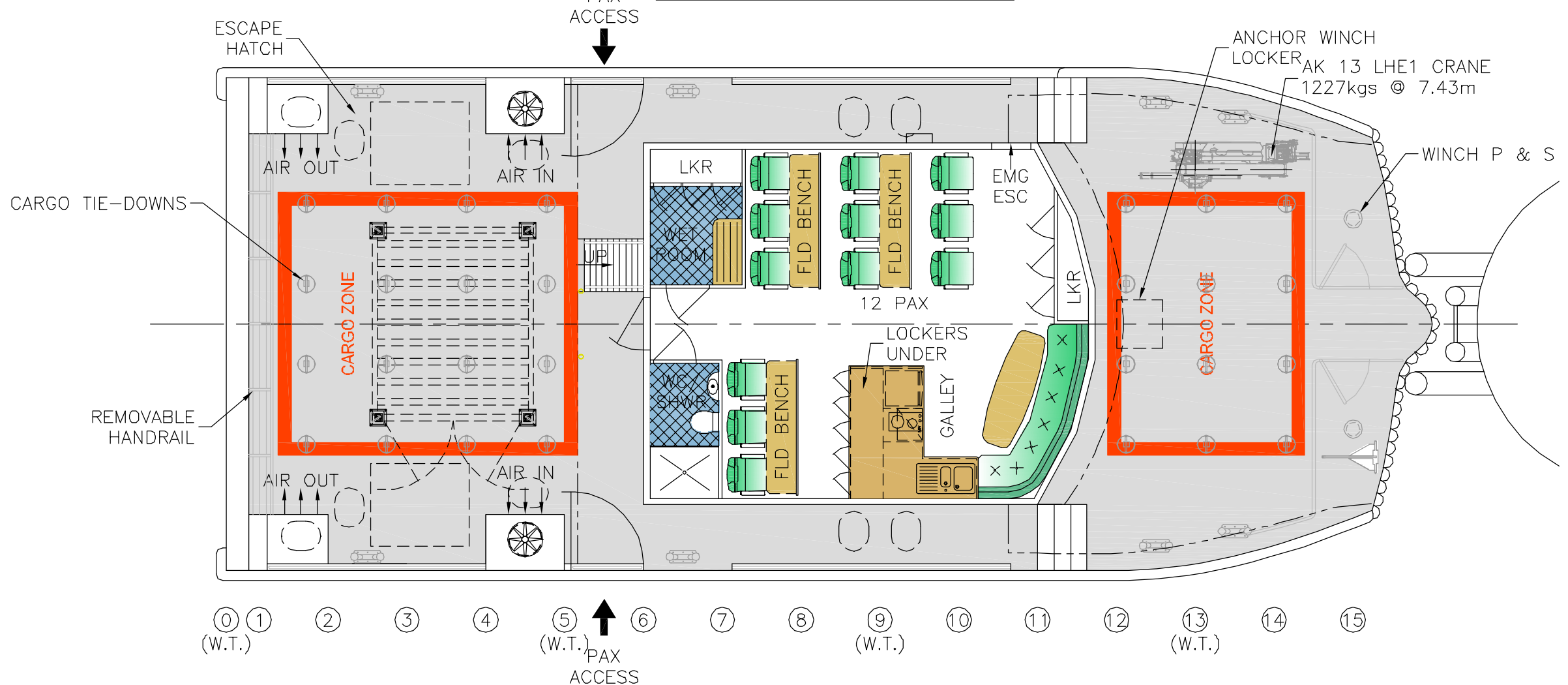


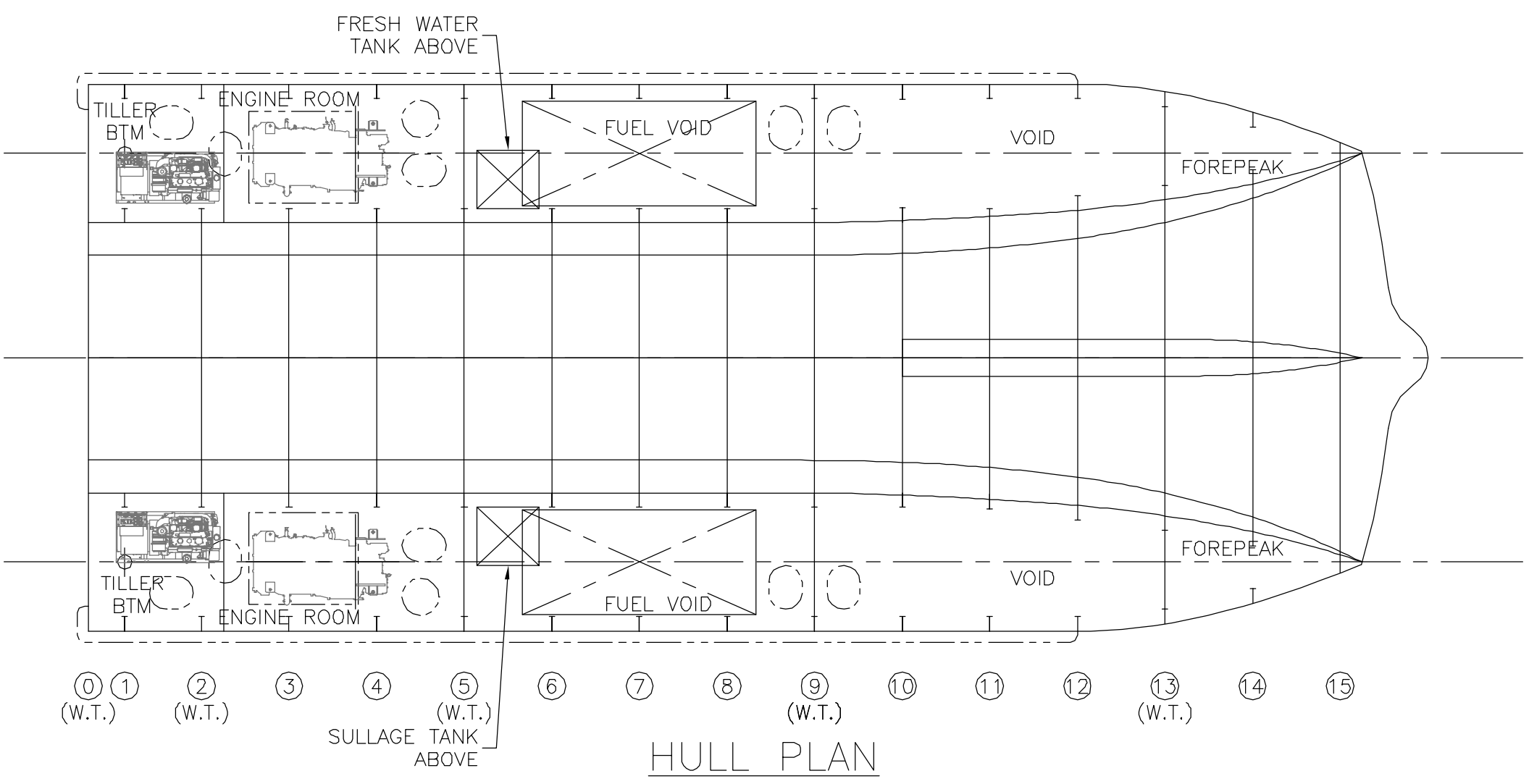
TYPICAL SECTION



WHEELHOUSE PLAN



MAIN DECK PLAN



HULL PLAN

SPECIFICATIONS

| | |
|-----------------------------------|------------------------------|
| OVERALL LENGTH (excl APPENDAGES): | 18.35 m |
| WATERLINE LENGTH: | 17.14 m |
| BEAM (NOT INCLUDING SPONSONS): | 7.5 m |
| DRAFT (HULL): | 1.0 m |
| DRAFT (SKEG): | 1.45 m |
| CREW: | 2-3 |
| PAX: | 12 |
| CONSTRUCTION | |
| HULL: | ALUMINIUM |
| SUPERSTRUCTURE: | ALUMINIUM |
| FUEL OIL: | 1000 gal |
| WATER: | 200 gal |
| SULLAGE: | 300 gal |
| ENGINES: | 2 x CATERPILLAR C18 C RATING |
| INSTALLED POWER: | 2 x 533kw @ 2100 rpm |
| PROPULSION: | 2 x PROPELLERS |
| GENSET: | 1 x CAT C4.4 |



DESIGN
18m CATAMARAN
WINDFARM SERVICE CRAFT

| | | | |
|---|------------------|------------------|--------------------------|
| DESCRIPTION GENERAL ARRANGEMENT | | | |
| DRAWN SDM | DATE 02.08.10 | CHECKED | SCALE 1 : 75 (U.N.O.) |
| DESIGN No. IC1070 | | SHEET No. 101 | |
| DIMENSIONS IN MILLIMETRES UNLESS NOTED. DO NOT SCALE | | | |

PROPRIETARY INFORMATION - COPYRIGHT All Rights Reserved
In compiling this document, Incat Crowther relies upon information supplied by a number of external sources. The document is supplied on the basis that while Incat Crowther believes all the information in it will be correct at the time of publication, it does not warrant its accuracy or completeness and to the full extent allowed by law excludes liability in contract, tort or otherwise, for any loss or damage sustained by the reader, or by any other person or body corporate arising from or in connection with the supply or use of the whole or any part of the information in this document. Incat Crowther Pty Ltd
ACN 104 858 791 One boat only from this set of plans.

| | | | |
|--------------------|-------------------|-------|----------|
| PRELIMINARY | | | |
| P1 | PRELIMINARY ISSUE | SDM | 02.08.10 |
| NO. | REVISION | DRAWN | DATE |